

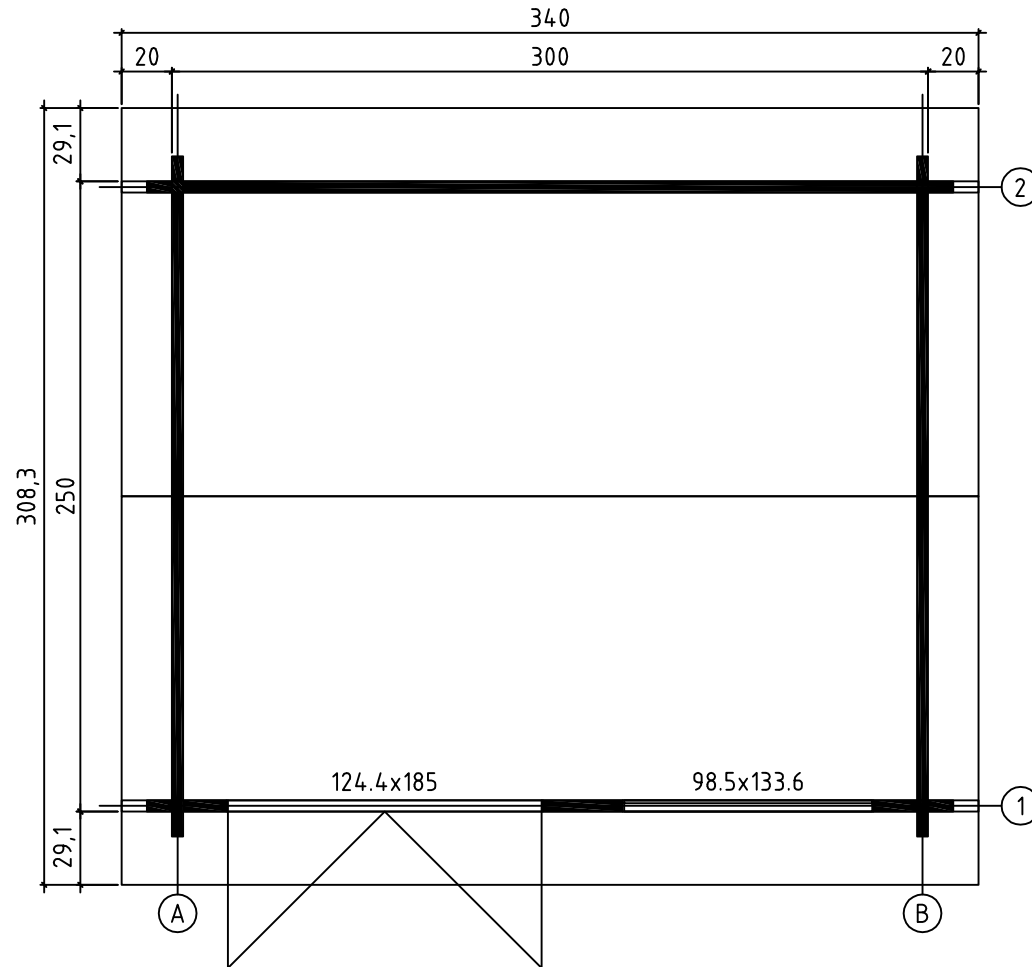
*Alex*  
*Art. Nr. 4414440*  
*1/8*



13.04.2016

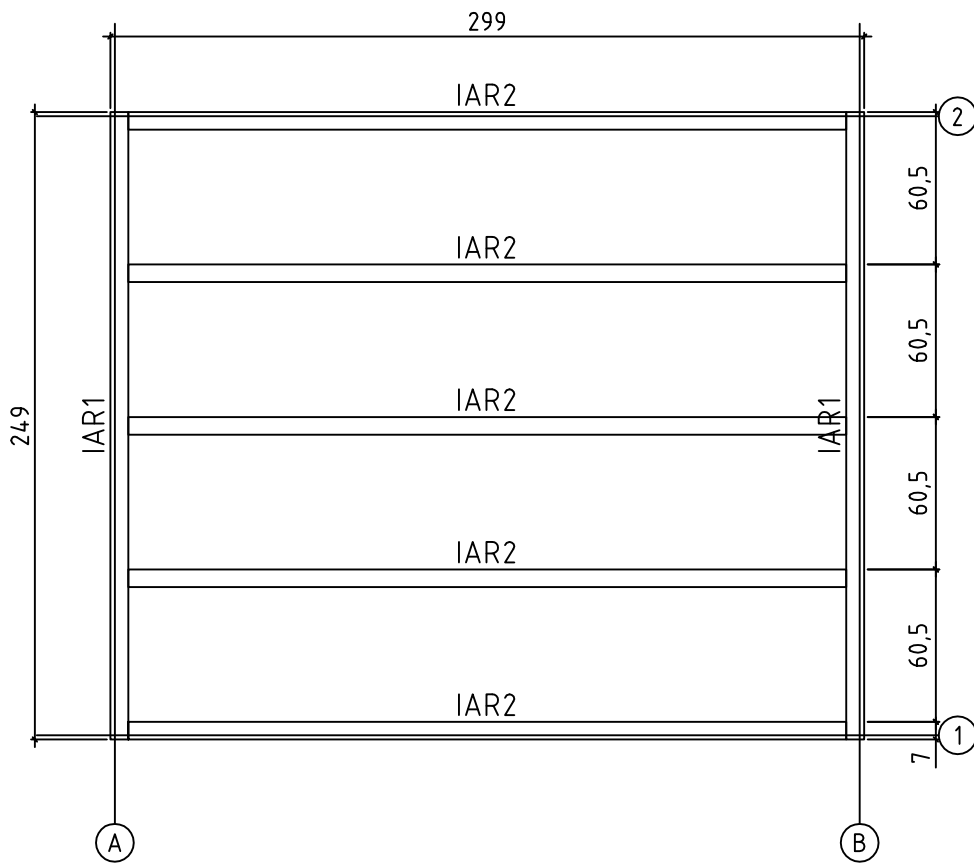
Art.Nr. 4414440

GROUNDPLAN - GRUNDPLAN - PLAN DE MASSE

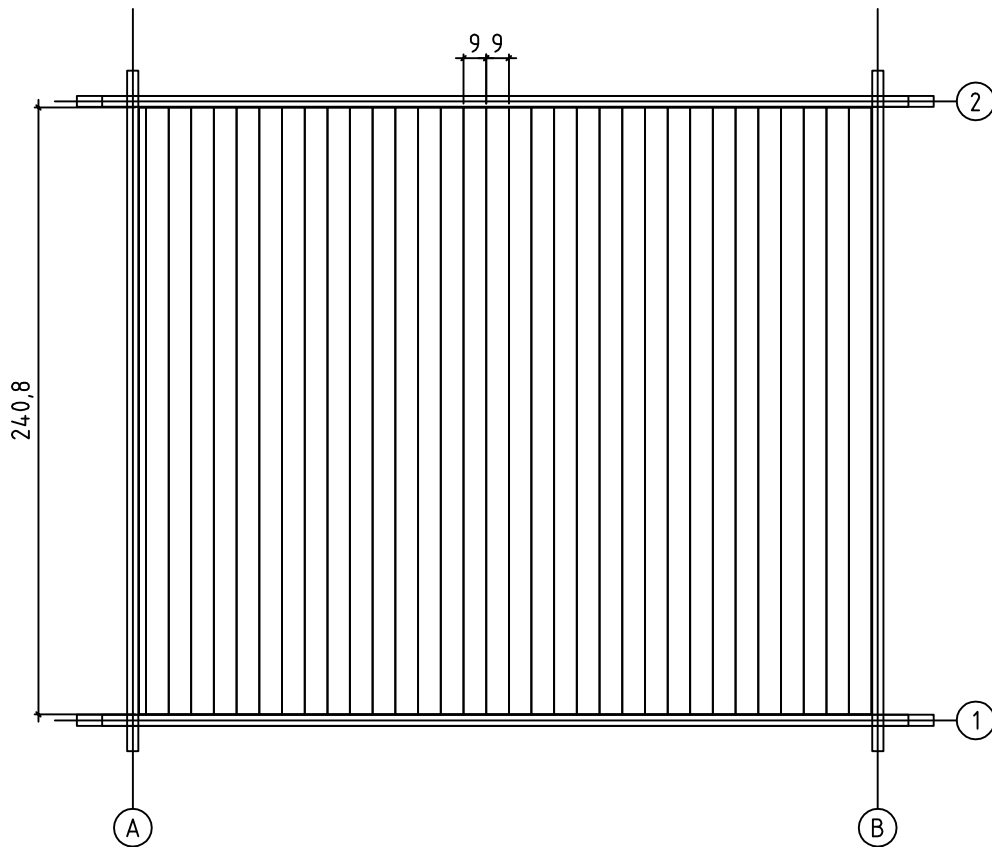


Art.Nr. 4414440

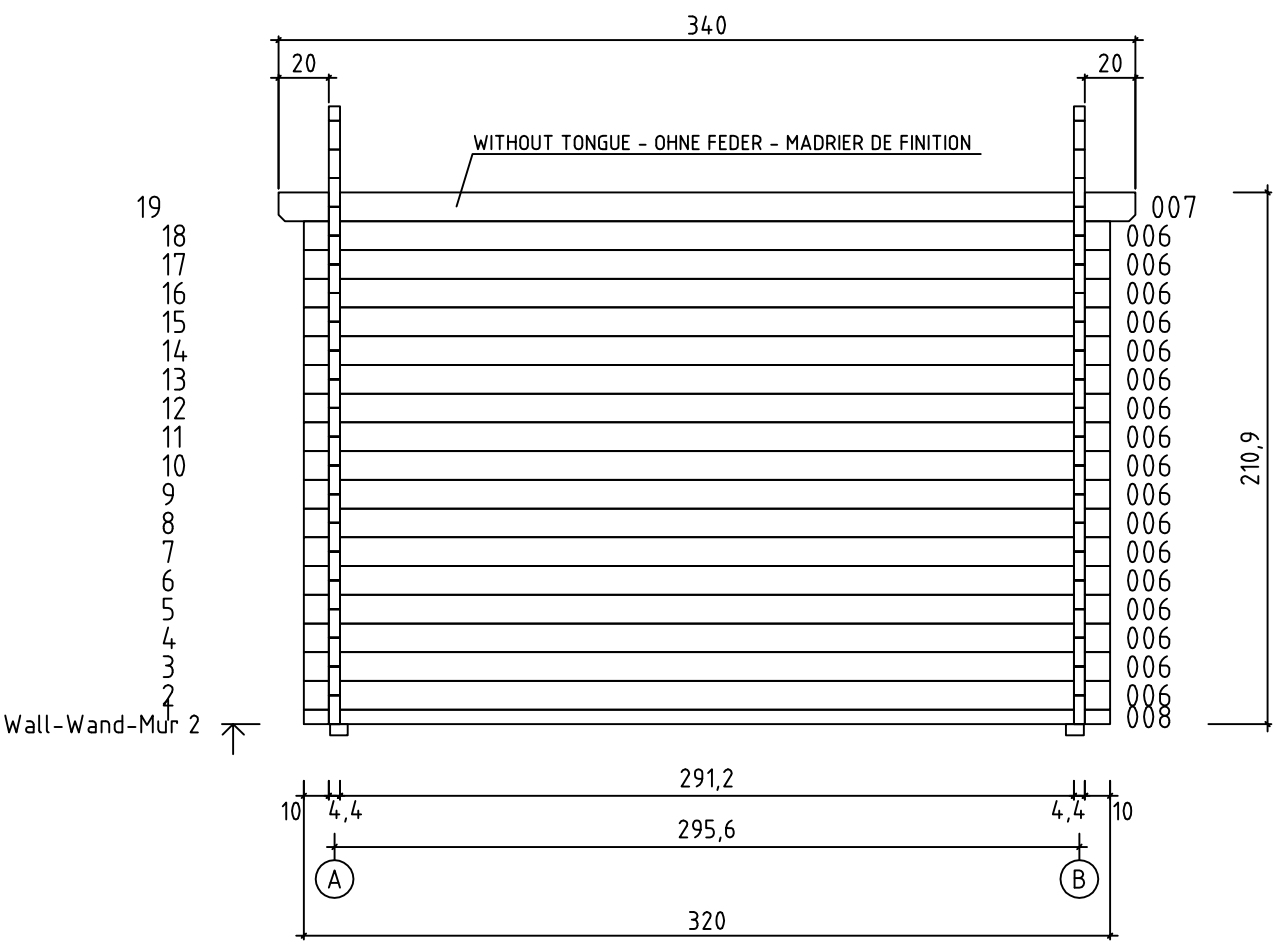
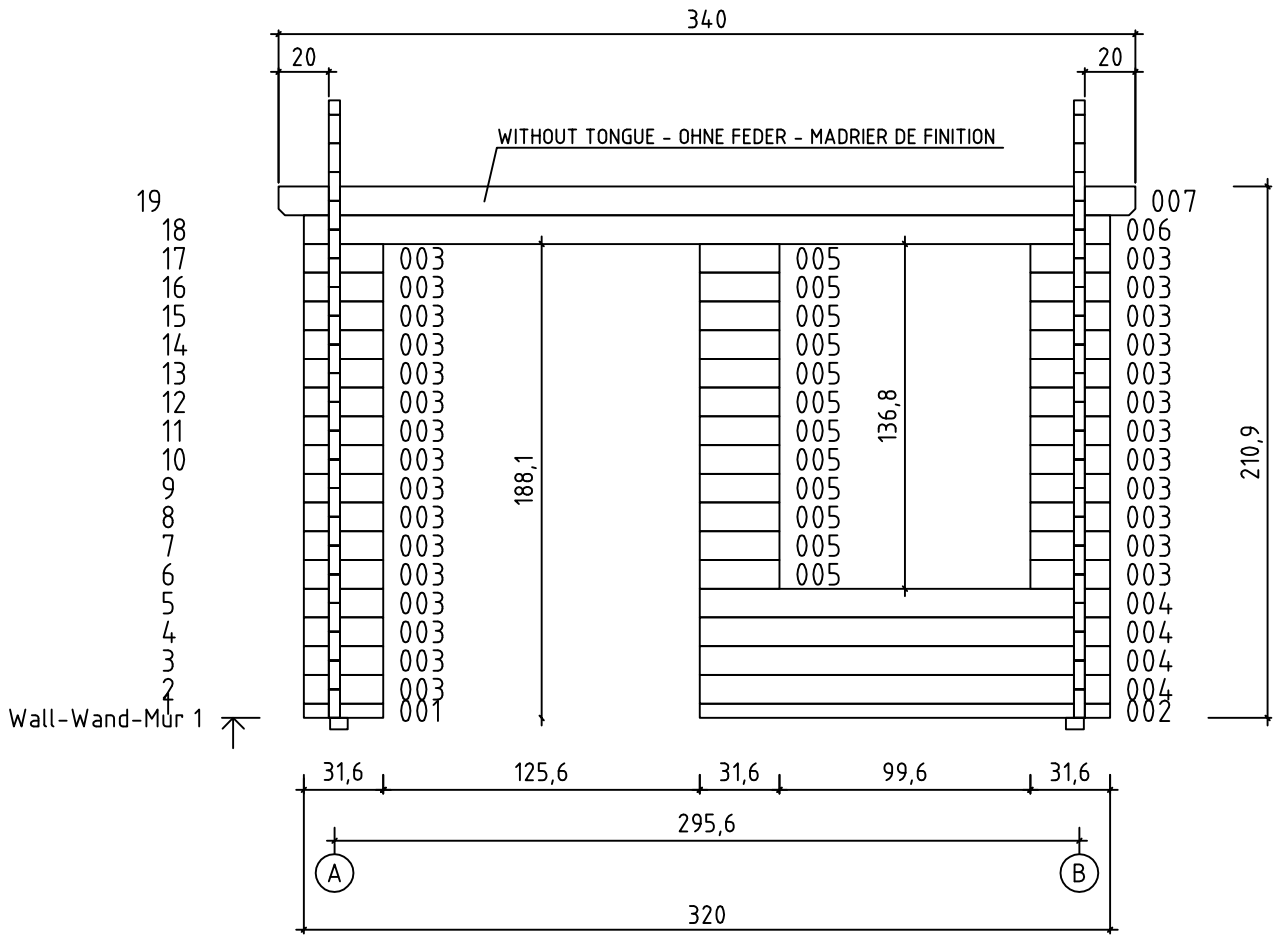
FOUNDATION - FUNDAMENT - FONDATION



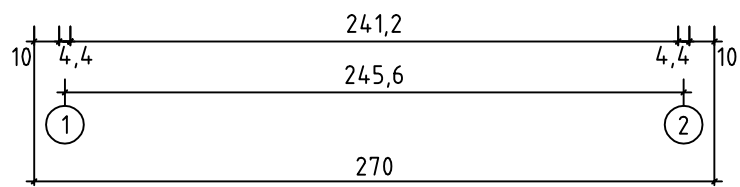
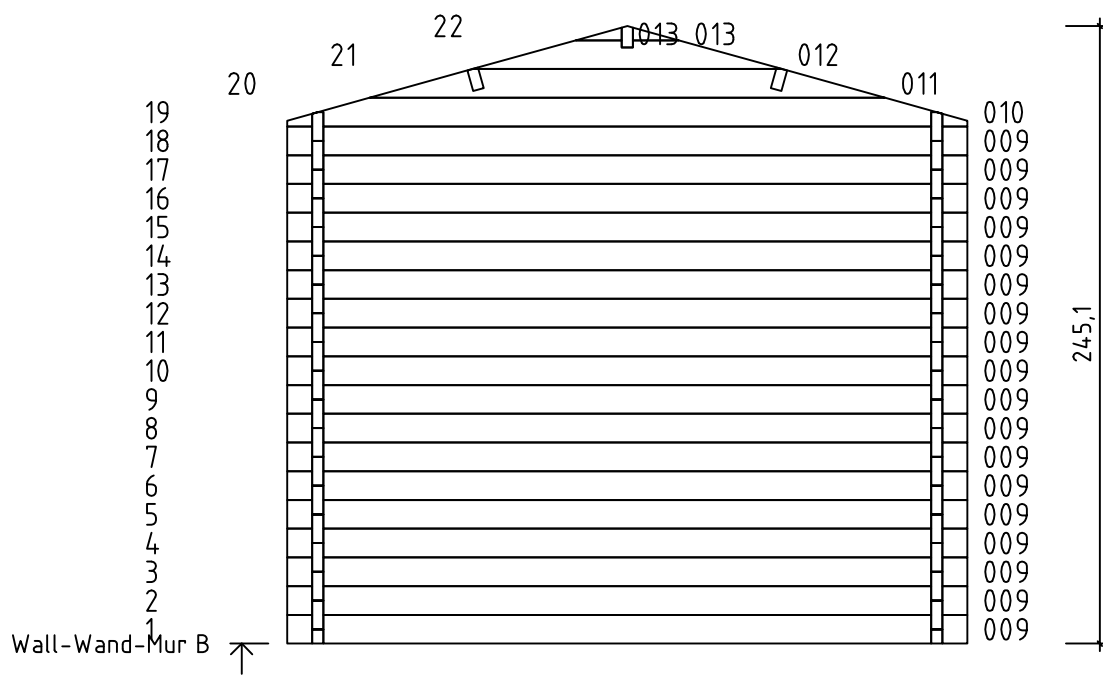
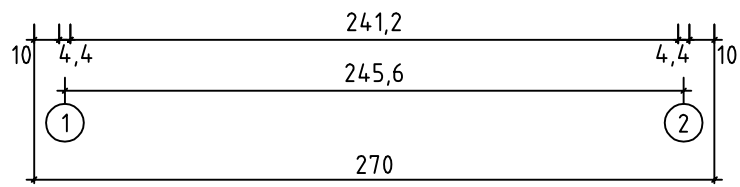
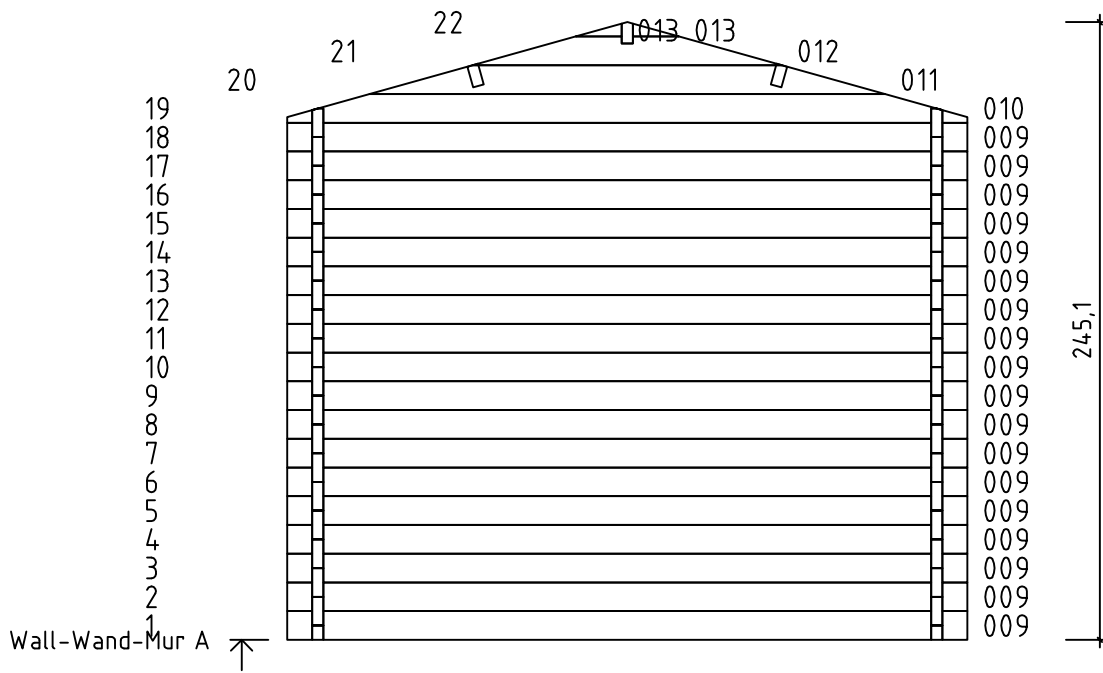
FLOOR BOARDS - FUSSBODENBRETTER - PLAN POSE PLANCHER


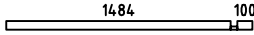

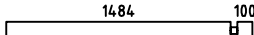

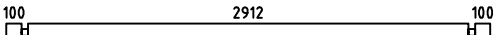
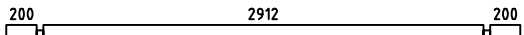
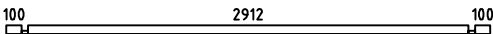
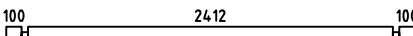
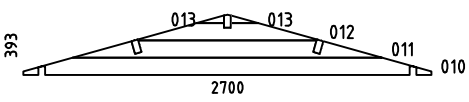
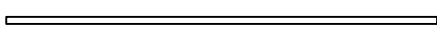
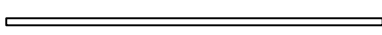
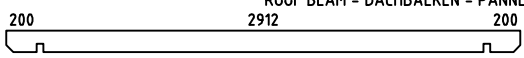
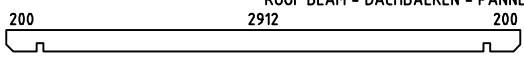




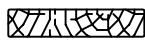






















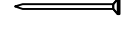


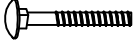


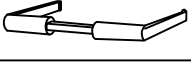
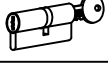

Art.Nr. 4414440

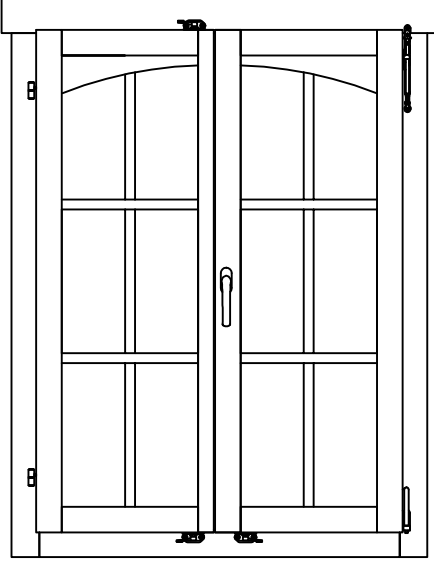



Art.Nr. 4414440



| Pos          | 13.04.2016  | Piecelist - Stücklist - Liste des composants<br>Art.Nr. 4414440                       | 6/8 | Q.     | P.<br>(mm) | L.<br>(mm) |
|--------------|---|---|-----|--------|------------|------------|
| 001          |    |   |     | 1      | 44x57      | 316        |
| 002          |    |   |     | 1      | 44x57      | 1628       |
| 003          |    |   |     | 28     | 44x114     | 316        |
| 004          |    |   |     | 4      | 44x114     | 1628       |
| 005          |    |   |     | 12     | 44x114     | 316        |
| 006          |    |   |     | 18     | 44x114     | 3200       |
| 007          |    |   |     | 2      | 44x120     | 3400       |
| 008          |    |   |     | 1      | 44x57      | 3200       |
| 009          |    |   |     | 36     | 44x114     | 2700       |
| WA-1<br>WB-1 |   |   |     | 1<br>1 |            |            |
| IAR2         |  | FOUNDATION - FUNDAMENT - FONDATION  |     | 5      | 70x45      | 2850       |
| IAR1         |  | FOUNDATION - FUNDAMENT - FONDATION  |     | 2      | 70x45      | 2490       |
| PR1          |  | ROOF BEAM - DACHBALKEN - PANNE DE TOIT  |     | 1      | 44x140     | 3400       |
| A-PR1        |  | ROOF BEAM - DACHBALKEN - PANNE DE TOIT  |     | 2      | 44x140     | 3400       |
|              | FLOOR BOARDS - FUSSBODENBRETT - LAME DE PLANCHER                                    |  |     | 33     | 90x18      | 2408       |
|              | ROOF BOARDS - DACHBRETT - VOLIGES   |  |     | 76     | 90x18      | 1600       |
|              | FLOOR FILLET-FUSSBODENLEISTE - CORNIERE DE FINITION DU PLANCHER                     |  |     |        | 18x18      | 10.63      |
|              | ROOFING FELT FILLET - DACHPAPPENLEISTE - BAGUETTE DE FIXATION DU FEUTRE BITUMEUX    |  |     | 4      | 18x58      | 1650       |
|              | EAVES BOARD - TRAUFBRETT - BANDEAU DE TOIT  |  |     | 2      | 18x90      | 3400       |
|              | ROOF EDGE REINFORCEMENT - DACHRANDVERSTÄRKUNG - CORNIERE DE RENFORT DE BORD DE TOIT |  |     | 2      | 28x34      | 3400       |
|              | STORM PROTECTION - STURMLEISTE -<br>- LATTE ANTI-TEMPETE                            |   |     | 4      | 22x45      | 2050       |
|              | GABLE MOULDING - GIBELLEISTE -<br>- PLANCHE DE RIVE                                 |   |     | 4      | 18x120     | 1650       |
| FS2          | WINDOW HANDLE FITTINGS - FENSTERGRIFF - POIGNÉE D'OUVERTURE DE FENETRE              |  |     | 1      | FG10.AL    |            |
| HS18         | SCREW FOR ROOF BEAMS - SCHRAUBEN FÜR DACHBALKEN - VIS POUR PANNE DE TOIT            |  |     | 10     | 5x120      |            |

| Pos  | 13.04.2016 | Piecelist - Stücklist - Liste des composants<br>Art.Nr. 4414440   | 7/8   | Q.  | P.<br>(mm) | L.<br>(mm) |
|------|------------|---|---|-----|------------|------------|
| HS16 |            | SCREW FOR 1. WALL BEAM - SCHRAUBE FÜR 1. BOHLENREIHE - VIS DE FIXATION DES FONDATIONS                           |    | 6   | 5x90       |            |
| HS16 |            | SCREW FOR DOOR JAMB - SCHRAUBE FÜR TÜRRAHMEN - VIS DE FIXATION POUR MONTANT DE PORTE                            |    | 4   | 5x90       |            |
| HS8  |            | SCREW FOR GABLE SEGMENT - SCHRAUBEN FÜR DECKBLATT - VIS POUR FIXATION LOSANGE DE FINITION                       |    | 4   | 3.5x50     |            |
| HS9  |            | SCREW FOR GABLE MOULDING - SCHRAUBEN FÜR GIEBELLEISTE - VIS DE FIXATION POUR PLANCHE DE RIVE                    |    | 24  | 3.5x50     |            |
| HS4  |            | SCREW FOR WINDOW FILLET - SCHRAUBE FÜR GLASLEISTE - VIS DE FILET DE FENETRE                                     |    | 3   | 3x30       |            |
| HS4  |            | SCREW FOR DOOR FILLET - SCHRAUBE ZUR BEFESTIGUNG TÜRLEISTE - VIS D'ASSEMBLAGE DU CADRE DE PORTE                 |    | 5   | 3x30       |            |
| HS12 |            | SCREW FOR EAVES BOARDS - SCHRAUBEN FÜR TRAUFBRETTER - VIS DE FIXATION POUR BANDEAU DE TOIT                      |    | 16  | 4x40       |            |
| HS18 |            | SCREW FOR FUNDAMENT - SCHRAUBEN ZUR BEFESTIGUNG FUNDAMENT - VIS POUR FONDATION                                  |    | 10  | 5x120      |            |
| NF2  |            | ZN NAIL FOR FLOOR FILLET - ZN NÄGEL FÜR FUSSBODENLEISTE - POINTE POUR CORNIERE DE FINITION DU PLANCHER          |    | 21  | 1.4x40     |            |
| TL5  |            | SET OF DOOR LOCK COVERS - SCHLOSSBLENDEN - SET DE GARNITURES DE SERRURE DE PORTE                                |    | 1   |            |            |
| SH44 |            | HAMMER BLOCK - SCHLAGHOLZ - CALLE DE FRAPPE   |   | 1   |            |            |
| HS25 |            | SCREW FOR DOORSTEP - SCHRAUBEN FÜR SWELLE - VIS DE FIXATION DU SEUIL DE PORTE                                   |  | 3   | 4.5x65     |            |
| SFS  |            | NUT FOR STORM PROTECTION - SCHRAUBENMUTTER FÜR STURMLEISTE - ÉCROU POUR LAME ANTI-TEMPETE                       |  | 8   | D8         |            |
| NF4  |            | ZN NAIL FOR ROOF - ZN NÄGEL FÜR DACHBRETTER - POINTES DE FIXATIONS DES VOLIGES DE TOIT                          |  | 242 | 2x50       |            |
| NF4  |            | ZN NAIL FOR FLOOR - ZN NÄGEL FÜR FUSSBODENBRETTER - CLOUS POUR PLANCHER   |  | 170 | 2x50       |            |
| NF5  |            | ZN NAIL FOR ROOFING FELT FILLET - ZN NÄGEL FÜR DACHPAPPENLEISTE - POINTE POUR BAGUETTE FIXATION FEUTRE BITUMEUX |  | 16  | 2x40       |            |
|      |            | MALE BOLT HINGE FOR DOOR - TÜRRIEGEL - PARTIE MALE DE CHARNIERE DE PORTE  |  | 6   | 14x80      |            |
| HS12 |            | SCREW FOR ROOF EDGE REINFORCEMENT - SCHRAUBEN FÜR DACHRANDVERSTÄRKUNG - VIS POUR RENFORT DE BORD DE TOIT        |  | 16  | 4x40       |            |
| BFS  |            | BOLT FOR STORM PROTECTION - BOLZEN FÜR STURMLEISTE - VIS POUR LAME ANTI-TEMPETE                                 |  | 8   | 8x80       |            |
| GS   |            | GABLE SEGMENT - DECKBLATT - LOSANGE DE FINITION   |  | 2   |            |            |
| DFS  |            | WASHER FOR STORM PROTECTION - DICHTSCHEIBE FÜR STURMLEISTE - RONDELLE POUR LAME ANTI-TEMPETE                    |  | 8   | D8         |            |
| TL4  |            | DOOR HANDLE FITTINGS - TÜRGRIF - SET DE GARNITURES DE SERRURE DE PORTE  |  | 1   |            |            |
|      |            | CYLINDER LOCK - ZYLINDERSCHLOSS - CYLINDRE DE SERRURE   |  | 1   | 30x35      |            |
| HS1  |            | SCREW FOR GEORGIAN BARS - SCHRAUBE FÜR SPROSSEN - VIS DE BARRES GEORGIENNE                                      |  | 36  | 2.5x20     |            |
|      |            |   |   |     |            |            |

| Pos | 13.04.2016<br>Piecelist - Stücklist - Liste des composants<br>Art.Nr. 4414440  | 8/8 | Q. | P.<br>(mm) | L.<br>(mm) |
|-----|--|-----|----|------------|------------|
|     | <p data-bbox="225 197 810 226">WINDOW - FENSTER - FENETRE 985x1336 DGP+A+</p> <p data-bbox="987 197 1189 226">TAK.1.106.PSP.Kf</p>  | 1   |    |            |            |
|     | <p data-bbox="225 909 707 938">DOOR - TÜR - PORTE 1244x1850 DGP+A+</p> <p data-bbox="919 909 1185 938">TUK.2.066.PVP.MMKWe</p>     | 1   |    |            |            |
|     |  |     |    |            |            |
|     |  |     |    |            |            |
|     |  |     |    |            |            |
|     |  |     |    |            |            |
|     |  |     |    |            |            |