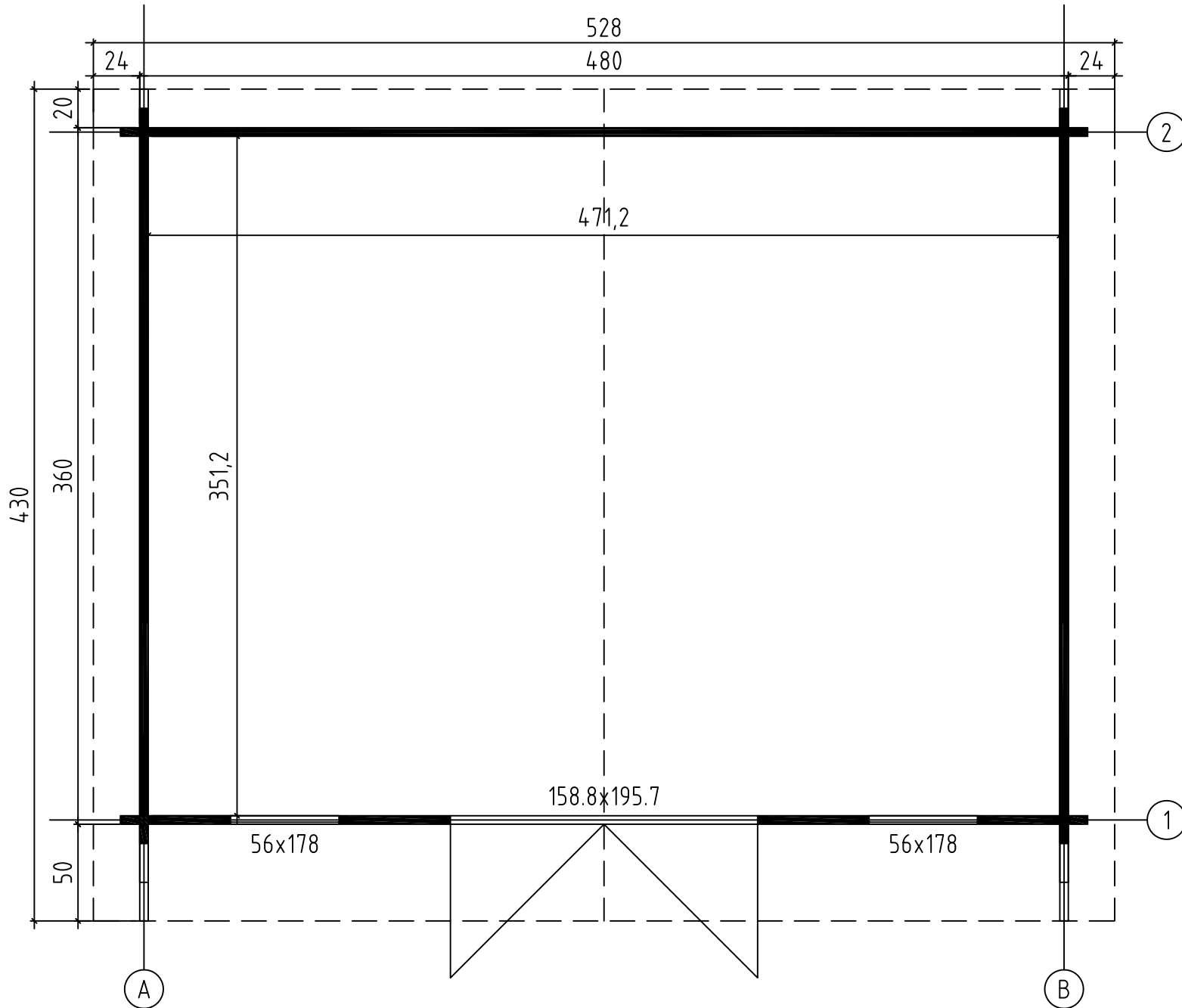


Elgin 44
Art. Nr. 4415902
1/8

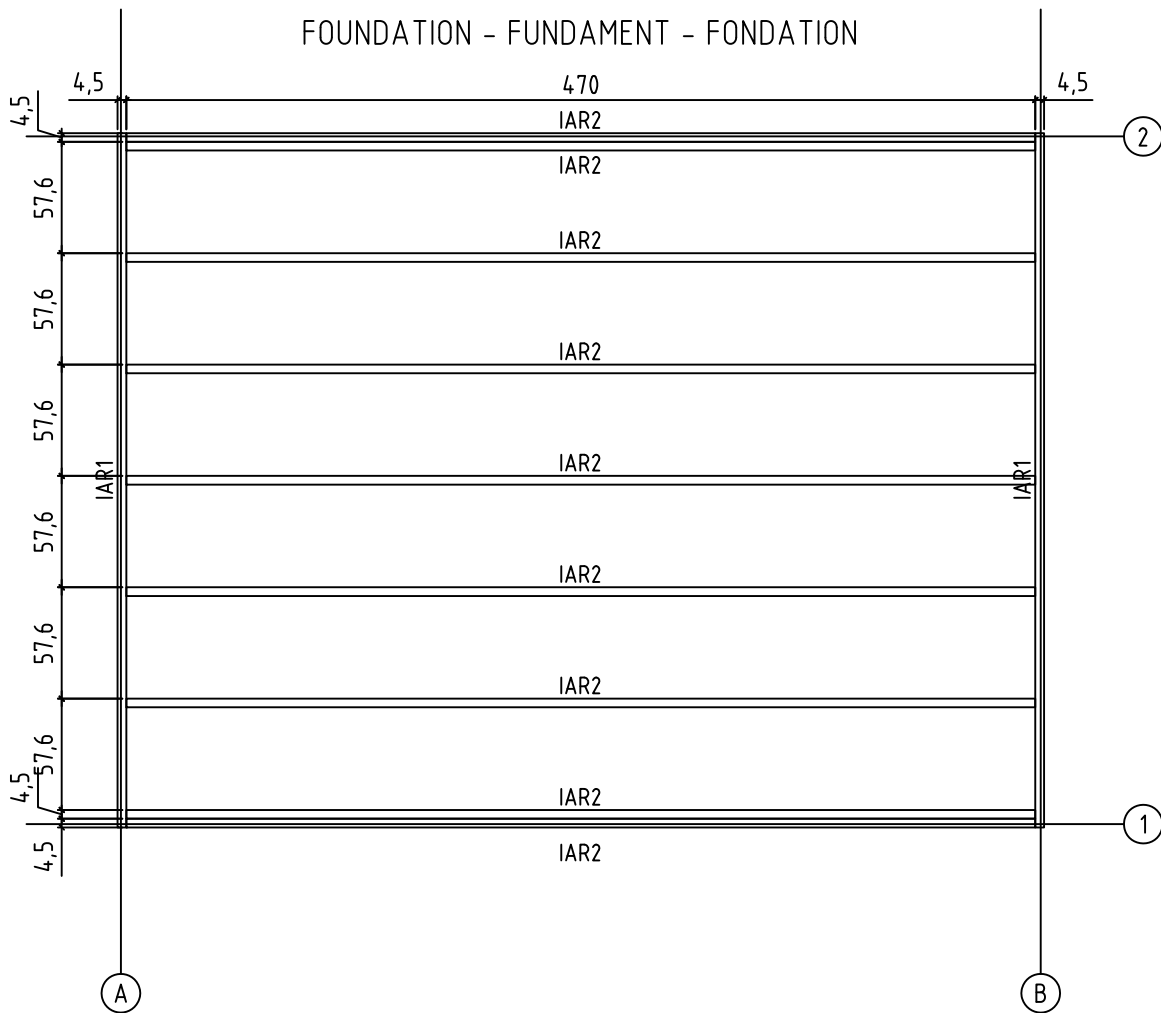


23.05.2016

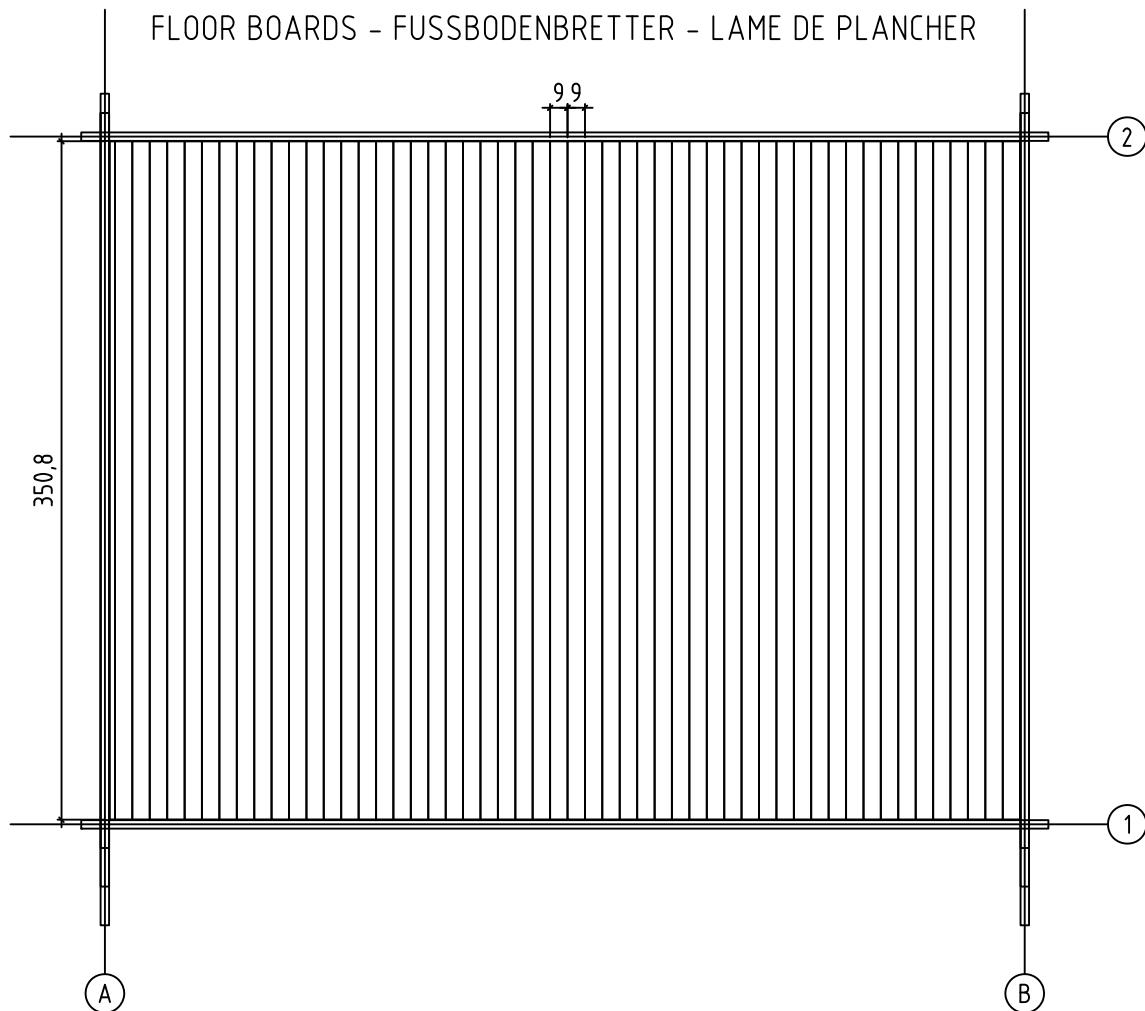
Art.Nr. 4415902
GROUNDPLAN - GRUNDPLAN - PLAN DE MASSE

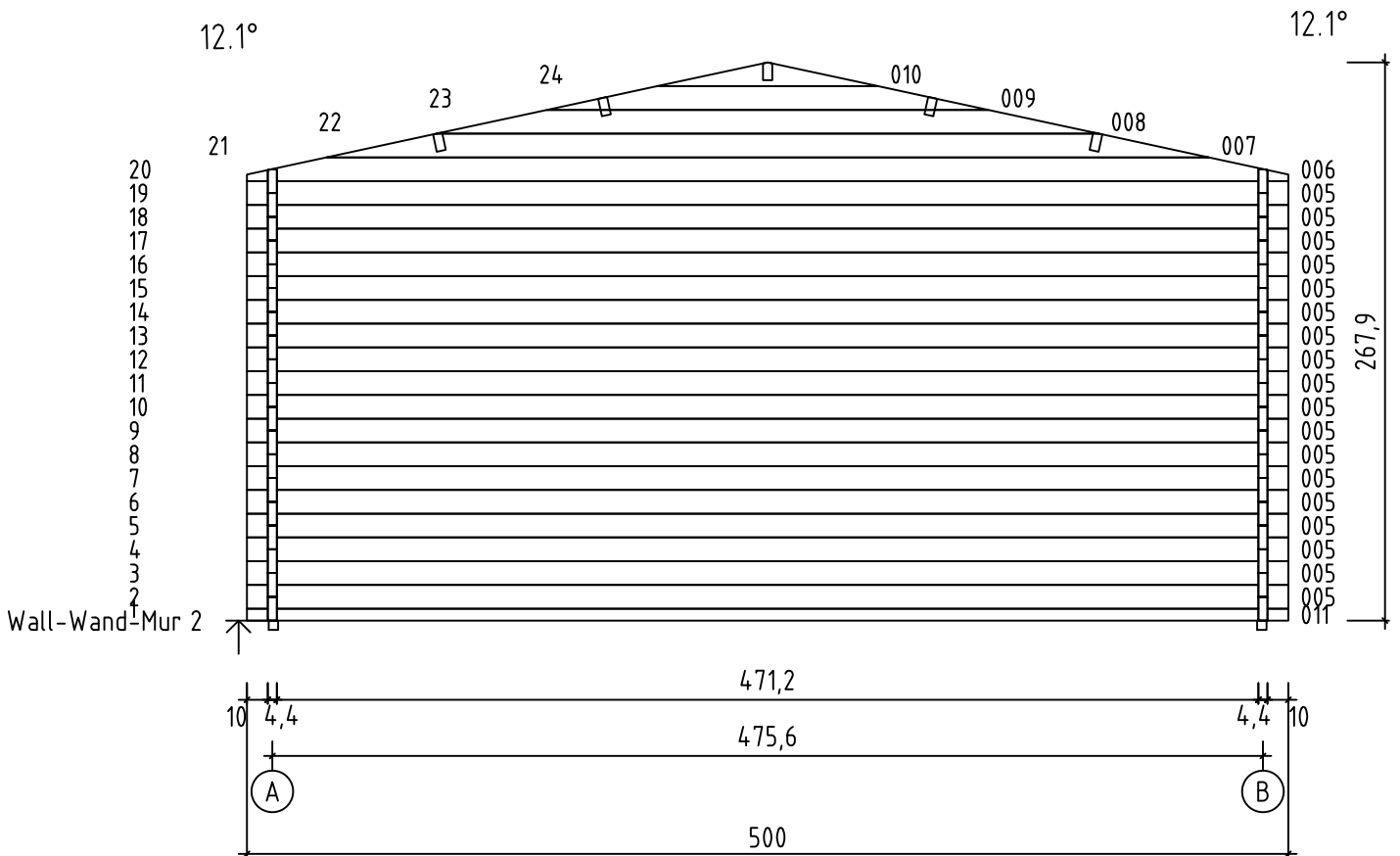
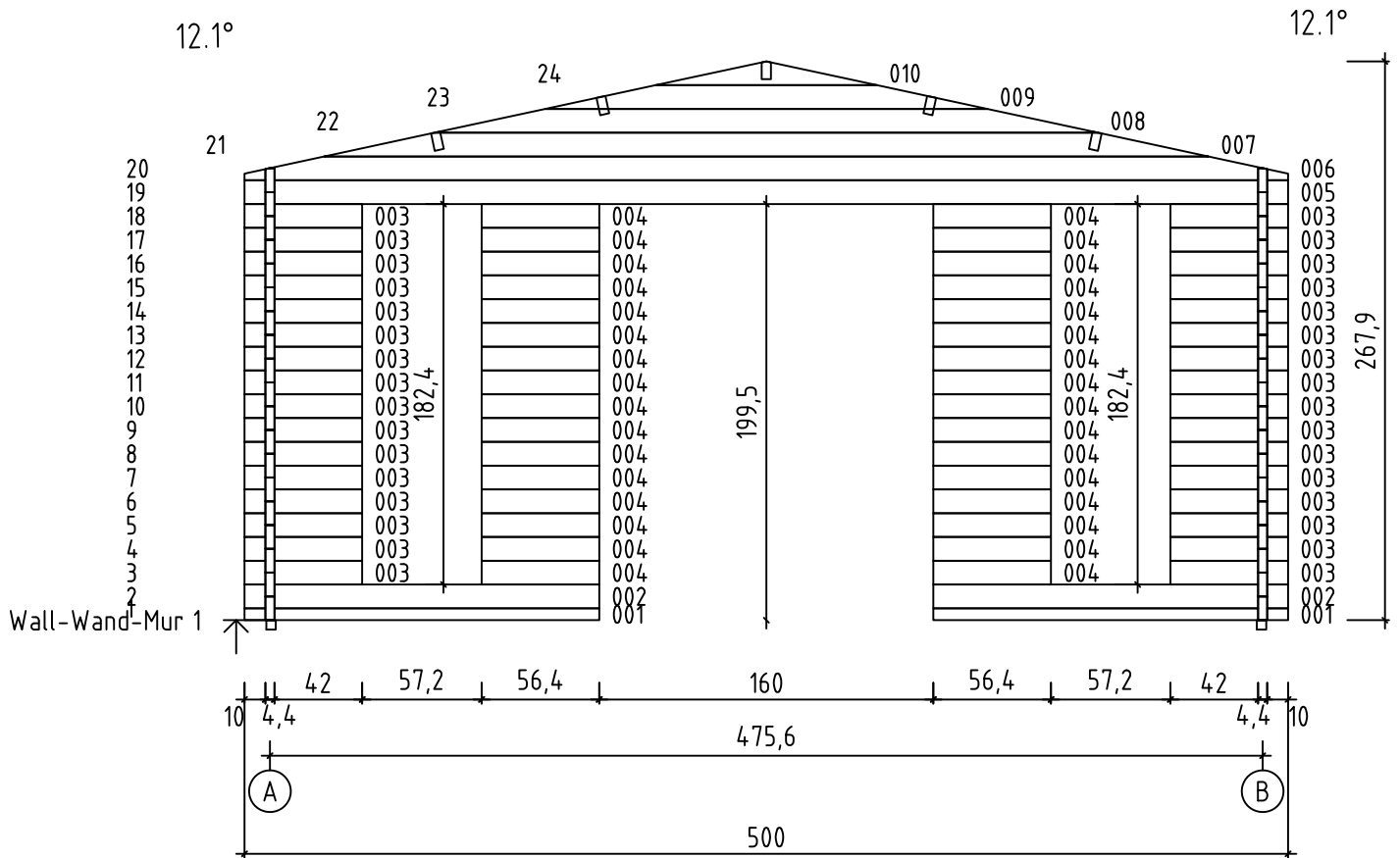


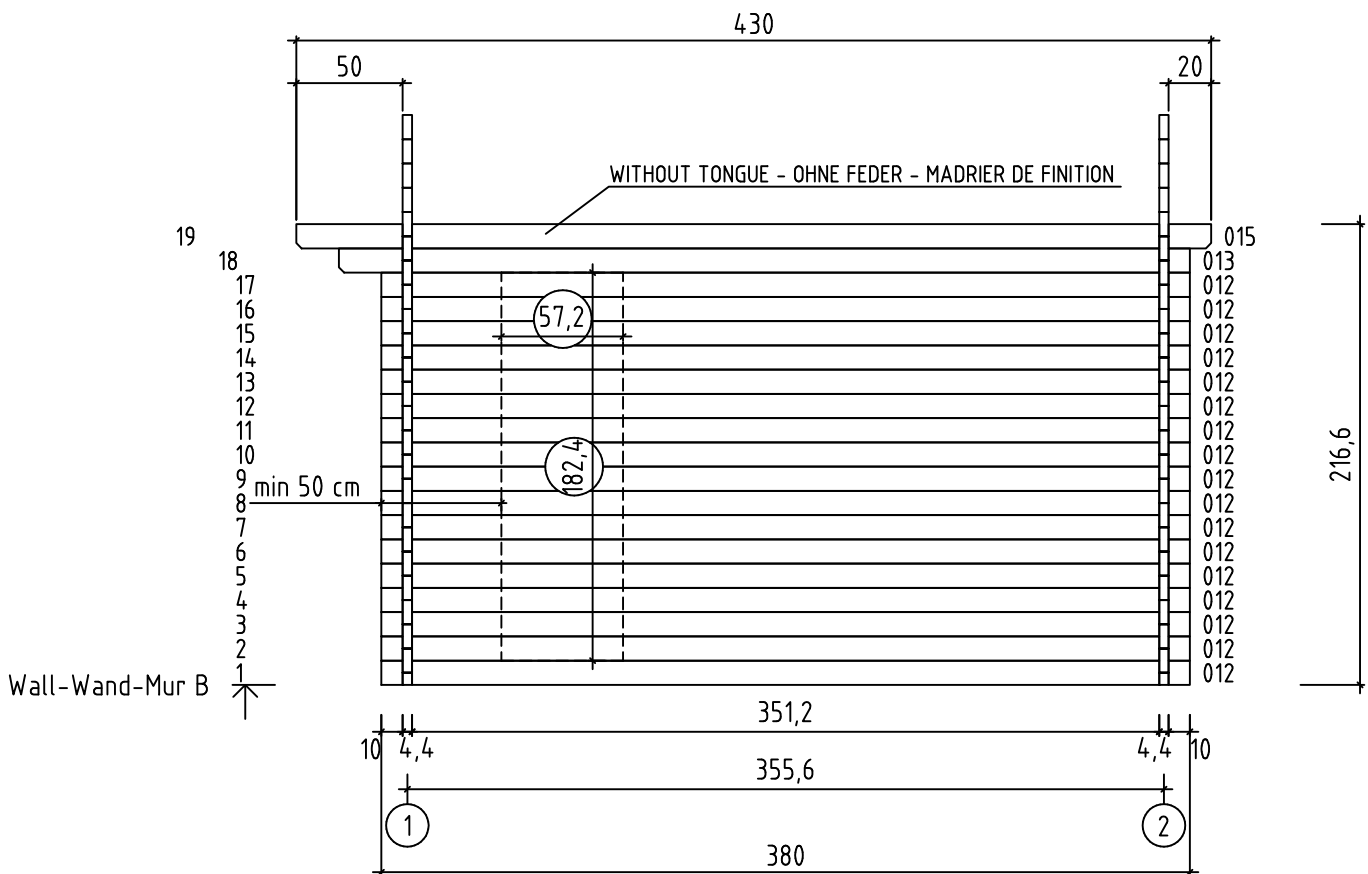
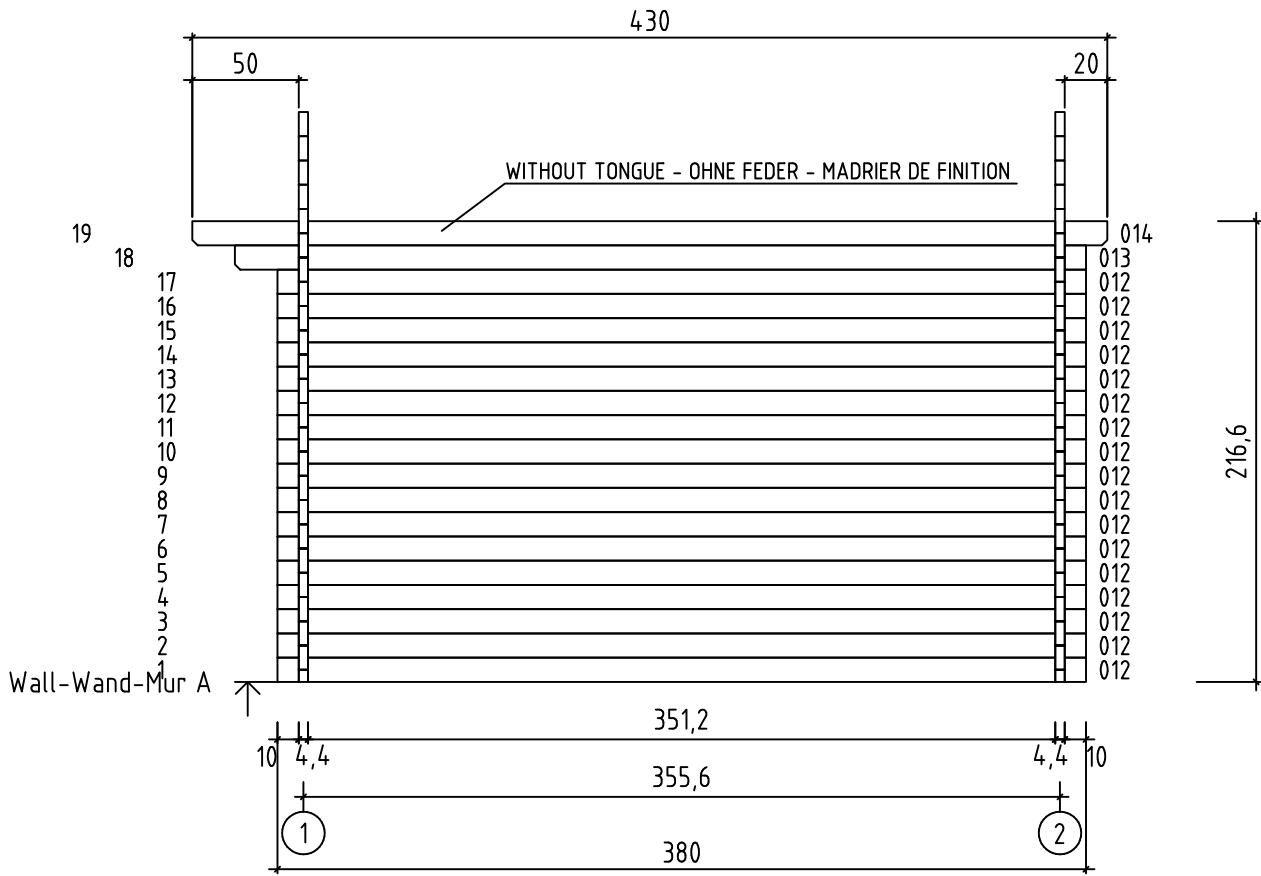
FOUNDATION - FUNDAMENT - FONDATION



FLOOR BOARDS - FUSSBODENBRETTER - LAME DE PLANCHER



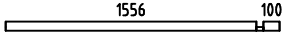
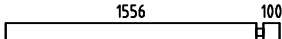


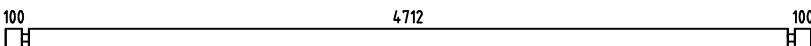
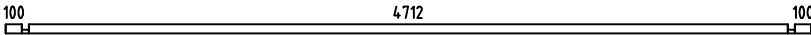
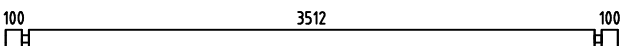
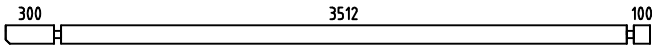
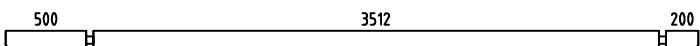
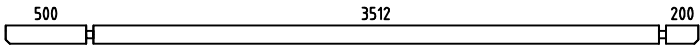
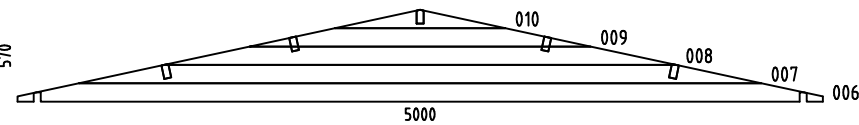
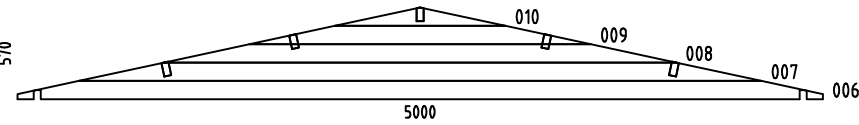






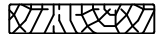










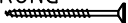










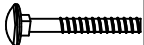








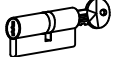
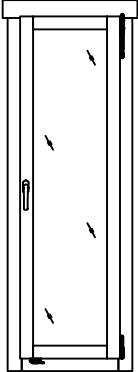
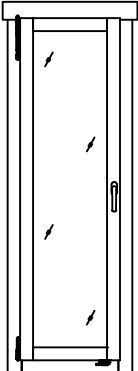
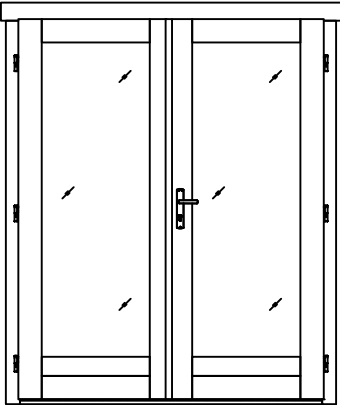
TWO SINGLE WINDOWS (56x178 CM) HAVE BEEN DELIVERED TOGETHER WITH THE CABIN. YOU CAN CHOOSE THE LOCATION FOR THE WINDOWS BY YOURSELF BY CUTTING THE WALL LOGS AS SHOWN IN THE PICTURE (SEE THE DOTTED LINE)

IM LIEFERUMFANG SIND ZWEI EINZELFENSTER ENTHALTEN. WERKSSEITIG SIND HIERFÜR KEINE AUSSPARUNGEN VORGESEHEN SO DASS SIE DIE EXAKTEN POSITIONEN DER FENSTER SELBST WÄHLEN KÖNNEN. EINE ANLEITUNG HIERFÜR ENTNEHMEN SIE BITTE DER MONTAGEANLEITUNG (SIEHE BILD)

LES DEUX FENÊTRES SONT FOURNIES AVEC CET ABRI DU JARDIN. SELON VOTRE CONVENANCE, VOUS POUVEZ CHOISIR LA POSITION POUR CES FENÊTRES ET COUPER LES MADRIERS COMME MARQUE SUR L'IMAGE.

Pos	23.05.2016	Piece list - Stückliste - Liste des pièces Art.Nr. 4415902	6/8	Q.	P (mm)	L (mm)
001				2	44x57	1700
002				2	44x114	1700
003				32	44x114	564
004				32	44x114	564
005				19	44x114	5000
011				1	44x57	5000
012				34	44x114	3800
013				2	44x114	4000
014				1	44x120	4300
015				1	44x120	4300
W1-1				1		
W2-1				1		
IAR2	FOUNDATION - FUNDAMENT - FONDATION			9	45x45	4700
IAR1	FOUNDATION - FUNDAMENT - FONDATION			2	45x45	3590
PR11	ROOF BEAM - DACHBALKEN - PANNE DE TOIT			1	44x140	4300
A.PR21	ROOF BEAM - DACHBALKEN - PANNE DE TOIT			4	44x140	4300
	FLOOR BOARDS - FUSSBODENBRETTER - LAME DE PLANCHER			53	90x18	3508
DB	ROOF BOARDS - DACHBRETTER - VOLIGES			96	90x18	2700
FL	FLOOR FILLET-FUSSBODENLEISTE - CORNIERE DE FINITION DU PLANCHER				18x18	16.43
DPL	ROOFING FELT FILLET - DACHPAPPENLEISTE - BAGUETTE DE FIXATION DU FEUTRE BITUMEUX			4	18x58	2750
TB	EAVES BOARD - TRAUFBRETT - BANDEAU DE TOIT			2	18x90	4300
DRV	ROOF EDGE REINFORCEMENT - DACHRANDVERSTÄRKUNG - CORNIERE DE RENFORT DE BORD DE TOIT			2	28x34	4300

Pos	23.05.2016	Piece list - Stückliste - Liste des pièces Art.Nr. 4415902	7/8	Q.	P (mm)	L (mm)
KFS		STORM PROTECTION - STURMLEISTE - LATTE ANTI-TEMPETE 		4	22x45	2500
GL		GABLE MOULDING - GIBELLEISTE - PLANCHE DE RIVE 		4	18x120	2750
FS		WINDOW HANDLE FITTINGS-FENSTERGRIFF - POIGNÉE D'OUVERTURE DE FENETRE 		4		
HS12		SCREW FOR GABLE SEGMENT - SCHRAUBEN FÜR DECKBLATT - VIS POUR FIXATION LOSANGE DE FINITION 		4	3.5x35	
HS16		SCREW FOR GABLE MOULDING - SCHRAUBEN FÜR GIBELLEISTE - VIS DE FIXATION POUR PLANCHE DE RIVE 		32	3.5x50	
HS3		SCREW FOR DOOR FILLET - SCHRAUBE ZUR BEFESTIGUNG TÜRLEISTE - VIS D'ASSEMBLAGE DU CADRE DE PORTE 		5	3x30	
HS32		SCREW FOR EAVES BOARDS - SCHRAUBEN FÜR TRAUFBRETT - VIS DE FIXATION POUR BANDEAU DE TOIT 		18	4x40	
HS26		SCREW FOR ROOF EDGE REINFORCEMENT - SCHRAUBEN FÜR DACHRANDVERSTÄRKUNG - VIS POUR RENFORT DE BORD DE TOIT 		18	4x40	
HS43		SCREW FOR ROOF BEAMS - SCHRAUBEN FÜR DACHBALKEN - VIS POUR PANNE DE TOIT 		14	5x120	
HS40		SCREW FOR 1. WALL BEAM - SCHRAUBE FÜR 1. BOHLENREIHE - VIS DE FIXATION DES FONDATIONS 		12	5x90	
HS39		SCREW FOR FUNDAMENT - SCHRAUBEN ZUR BEFESTIGUNG FUNDAMENT - VIS POUR FONDATION 		28	5x90	
HS41		SCREW FOR DOOR JAMB - SCHRAUBE FÜR TÜRRAHMEN - VIS DE FIXATION POUR MONTANT DE PORTE 		4	5x90	
NFF		ZN NAIL FOR FLOOR FILLET - ZN NÄGEL FÜR FUSSBODENLEISTE - POINTE POUR CORNIERE DE FINITION DU PLANCHER 		33	1.4x40	
SH44		HAMMER BLOCK - SCHLAGHOLZ - CALLE DE FRAPPE 		1		
MS		SCREW FOR DOORSTEP - SCHRAUBEN FÜR TÜRSCHWELLE - VIS DE FIXATION DU SEUIL DE PORTE 		3	4.5x65	
NFD		ZN NAIL FOR ROOFING FELT FILLET - ZN NÄGEL FÜR DACHPAPPENLEISTE - POINTE POUR BAGUETTE FIXATION FEUTRE BITUMEUX 		24	2x40	
GS		GABLE SEGMENT-DECKBLATT - LOSANGE DE FINITION 		2		
SFS		NUT FOR STORM PROTECTION - SCHRAUBENMUTTER FÜR STURMLEISTE - ÉCROU POUR LAME ANTI-TEMPETE 		8		
BFS		BOLT FOR STORM PROTECTION - BOLZEN FÜR STURMLEISTE - VIS POUR LAME ANTI-TEMPETE 		8		
DFS		WASHER FOR STORM PROTECTION - DICHTSCHEIBE FÜR STURMLEISTE - RONDELLE POUR LAME ANTI-TEMPETE 		8		
NF2		ZN NAIL FOR ROOF - ZN NÄGEL FÜR DACHBRETT - POINTE POUR TOIT 		412	2x50	
NH1		ZN NAIL FOR FLOOR - ZN NÄGEL FÜR FUSSBODENBRETT - CLOUS POUR PLANCHER 		378	2x50	
TS3		DOOR HANDLE FITTINGS-TÜRGRIF - SET DE GARNITURES DE SERRURE DE PORTE 		1		
TS4		SET OF DOOR LOCK COVERS - SCHLOSSBLENDEN - SET DE GARNITURES DE SERRURE DE PORTE 		1		
TS2		MALE BOLT HINGE FOR DOOR - TÜRRIEGEL - PARTIE MALE DE CHARNIERE DE PORTE 		6		

Pos	23.05.2016 Piece list - Stückliste - Liste des pièces Art.Nr. 4415902	8/8	Q.	P (mm)	L (mm)
TS6	CYLINDER LOCK - ZYLINDERSCHLOSS - CYLINDRE DE SERRURE		1	30x35	
	WINDOW - FENSTER - FENETRE 560x1780 AK.1.100.PSP 	DGP+	2		
	WINDOW - FENSTER - FENETRE 560x1780 AK.1.100.PSV 	DGP+	2		
	DOOR - TÜR - PORTE 1588x1957 TUK.1.100PVP.MM 	DGP+	1		